





Michal Lauer

 laumi.me  GitHub  LinkedIn  michal.lauer.25@gmail.com

 +420 774 250 360

WORK EXPERIENCE

DATA SCIENTIST INTERNSHIP | IBM CLIENT ENGINEERING

May 2023 – July 2023 | Prague

- Used **PySpark** and **SQL** to analyze, filter and derive new features.
- Practiced **MLlib** methods (regression, classification).
- Learned and trained how to use **Git**, **Github Actions**, and **Docker**.

DATA MANAGER | ReMuS - IMPULS FOUNDATION

March 2022 – December 2022 | Prague

- Successfully delivered 5+ medical analyses in **R** with dynamic excel outputs and customized html/pdf reports.
- Prepared **R**, **RStudio**, **R Markdown** and **Git** work standards in confluence.
- Modernized infrastructure with replicable code, semi-automatic analyses, and code best practices.

BUSINESS PARTNER MANAGEMENT | DHL IT SERVICES

February 2020 – July 2021 | Prague

- Analyzed data for monthly charges of ITS customers using **Excel**.
- Supported two teams with customized **Power BI** dashboards and ETL pipelines.

FREELANCE EXPERIENCE | SELF-EMPLOYED

January 2023 – ongoing | Prague

- Statistician @ mojestatistika.cz
- Math, Statistics and R tutor @ doucuji.eu
- R data engineer @ nutit.cz

PROJECTS

TREATMENT SWITCH ANALYSIS | R MARKDOWN

Novartis | ReMuS - IMPULS Foundation

- Analyzed treatment switches among ~ 19 000 patients and 17 treatments across four different years.
- Built custom graphics (sankeys) of treatment progression.

INFRASTRUCTURE MODERNIZATION | R, R MARKDOWN

ReMuS | ReMuS - IMPULS Foundation

- Used **{renv}** and **R Markdown** for reproducible research.
- Built custom printing processes for HTML and PDF reports.

CONSUMPTION BASED CHARGING | EXCEL

IT Services | DHL IT Services

- Analyzed, validated, and reported monthly customer charges in **excel**.
- Investigated issues and communicated across teams to find a solution.

CODE ENGINEERING | R

Freelance work | nutit.cz

- Optimized R code to handle big data using **{vroom}**

SHINY APPLICATION | R SHINY, DEVOPS

My own project

- Developed an **R Shiny** about confidence intervals (link)
- Used **Docker** and **Github Actions** to automatically deploy it to **GCP**

SKILLS

R LANGUAGE

R • Tidyverse • R Markdown • Quarto • Shiny

OTHER LANGUAGES

SQL • Python • PySpark • Excel

TOOLS

Git • Github Actions • Docker • IBM Cloud

CZECH EDUCATION

PRAGUE UNIVERSITY OF ECONOMICS AND BUSINESS

MASTERS IN STATISTICS,
MINOR IN ECONOMETRICS

Sep 2022 - Present | Prague, Czechia

BACHELOR IN DATA ANALYTICS

Sep 2021 - Present | Prague, Czechia

BACHELOR IN APPLIED INFORMATICS

Sep 2019 - Jun 2022 | Prague, Czechia

Logistic models in esport

EDUCATION ABROAD

TEXAS A&M UNIVERSITY

MAYS BUSINESS SCHOOL

Sep 2021 - Dec 2021 | Texas, USA

Mainly: Introduction to scientific methods in psychology, Databases
Overall GPA 3.80

CERTIFICATIONS

R Language

DATA ANALYST ASSOCIATE

PROFESSIONAL DATA ANALYST

DATA SCIENTIST ASSOCIATE

DevOps

GITHUB ACTIONS

DOCKER

LANGUAGES

Czech | C2

English | C1

PUBLICATIONS

Latest: 2023

See more on orcid.org